

VacuSeal Hot Tub Cover Order Form

Orders cannot be processed if all form fields are not filled out correctly.

Please submit all orders to: orders@hottubproducts.com. If you have any questions call: 860 469 2580.

Customer Address

Name / Company: _____

Address: _____

City: _____

State/Province: _____ Zip/Postal: _____

Ship to Address (If same, leave blank)

Name/Company: _____

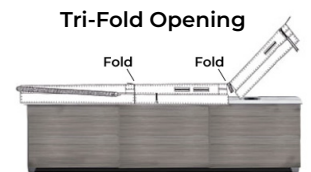
Address: _____

City: _____

State/Province: _____ Zip/Postal: _____

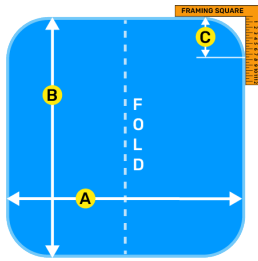
Step 1: Choose Your Shape

Choose the shape that most closely resembles your spa.



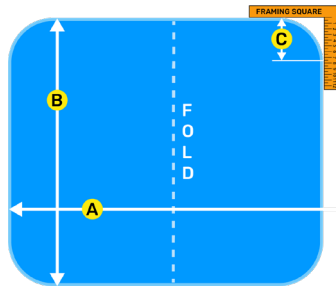
Standard

A Side up to 96"
B Side up to 96"



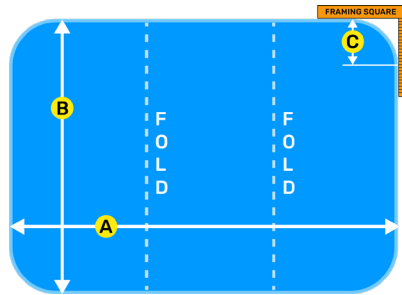
X-Large

A Side over 96" up to 108"
B Side up to 96"



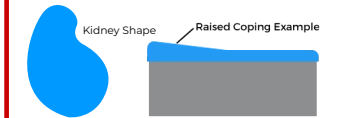
Tri-Fold

A Side 108" to 132"
B Side up to 96"



IF YOUR COVER SHAPE IS NOT SHOWN HERE

If you have a Unique Shaped Spa like kidney or a Spa with raised coping, Please call us and we will assist you in getting the right cover.



IMPORTANT: Please be careful in choosing the length and width, the A dimension is always the fold side of the cover. Cancellations are not accepted once the cover is submitted into production and if it is delivered you are responsible for all shipping costs. Plus, it is not possible to guarantee the exact location of locking straps so they will NOT match up to the straps on any existing spa cabinet. All orders must be signed and submitted via email. Phone orders are not accepted.

Step 2: Enter Dimensions

Enter your spa dimensions (in inches). The dotted line represents the center hinge where the cover folds. Please double check your measurements in relation to the fold orientation. Dimension A will be split in half by the fold.

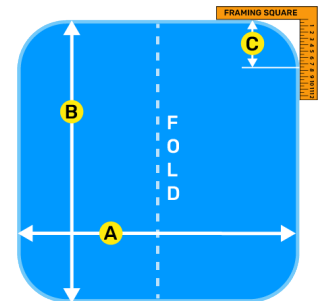
A Length

B Width

If B-Side is over 96"
Extended Center Bar Required
See Step 5

C Radius

For a Radius over 11"
Extension Bracket Required
See Step 5



Step 3: Skirt Length, Strap Length

We recommend strap length be 4 inches longer than skirt length.

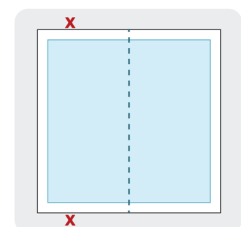


Skirt Length



Strap Length

Strap Location



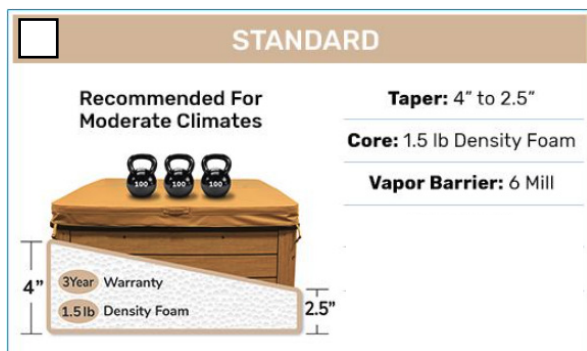
Step 4: Select Material & Color

Choose Marine Grade Vinyl or Upgrade to Weather Shield.

<input type="checkbox"/> Marine Grade Vinyl (Select Color Below) Requires applying Cover Conditioner every 3 months.	<input type="checkbox"/> Weather shield (Select Color Below) Does Not Require Cover Conditioner.
<input type="checkbox"/> Tan <input type="checkbox"/> Charcoal <input type="checkbox"/> Walnut <input type="checkbox"/> Black <input type="checkbox"/> Coastal Grey <input type="checkbox"/> Oxen <input type="checkbox"/> Navy <input type="checkbox"/> Rust <input type="checkbox"/> Wildwood <input type="checkbox"/> Hunter Green <input type="checkbox"/> Wine <input type="checkbox"/> Sky Blue <input type="checkbox"/> Bourbon <input type="checkbox"/> Mahogany <input type="checkbox"/> Mayan Brown	<input type="checkbox"/> Mahogany <input type="checkbox"/> Grey <input type="checkbox"/> Black <input type="checkbox"/> Taupe Weather Shield Benefits 3X Stronger 24% Lighter Does Not Require Applying Cover Conditioner Extends Life of Cover

Step 5: VacuSeal Cover Lifter Options

Choose the Package that Best Suits your Climate and Budget. Check the box for the package you want.



REQUIRED PRODUCT FOR YOUR COVER (Enter Yes or No)

VacuSeal Cover Lifter - Model VSL 400
Required to Operate the VacuSeal Cover

Extension Bracket - Model VS-ESA
Required for a Radius over 11"

Extended Center Bar - Model VSLAECB
Required if B-Side is over 96"

OPTIONS TO ENHANCE YOU COVER (Enter Yes or No)

ConvertALift Automatic Conversion System

VacuSeal Canopy Arm - Model VCA 248

Step 6: Additional Information (Not Required to Complete Order but may help prevent you from submitting wrong dimensions)

Manufacturer: _____ Model: _____ Year: _____

Step 7: Cover Upgrades (Yes or No response required)

Double Wrapped Foam Core

Ordered By (Signature): _____ Order Date: _____ Title: _____

PO #: _____ Dealer Code(optional): _____